

Salome



Table of Contents

Contact Information	2
Rental Information	3
Production Notes	4
Technical Schedule	5
Line Set Schedule	7
Rail Cue Sheet	10
Minis	12
Props List	16
Costume Information & Photos	17
Production Photos	27

Contact Information

For rental pricing and availability:

Production Assistant:

Katherine Cattrysse

(612) 342-9582

katherine@mnopera.org

For further renting inquiries:

Production Director:

Kevin Ramach

(612) 342-9583

kramach@mnopera.org

For production technical information:

Technical Director:

Mike McQuiston

(612) 342-9581

mike@mnopera.org

For surtitle rentals and inquiries:

Artistic Administrator:

Roxy Stouffer-Cruz

(612) 342-9571

roxy@mnopera.org

For costume rentals and inquiries:

Costume Shop Manager:

Erica Burds

(612) 342-9576

eburds@mnopera.org

For props rentals and inquiries:

Properties Master:

TBD

(612) 342-9589

The Minnesota
OPERA
620 North 1st Street
Minneapolis, MN 55401
toll free: (800) 676-6737
fax: (612) 333-0869

Rental Information

Surtitles: (additional rental required)	Contact Roxy Stouffer-Cruz at 612-342-9571
Royalties & Production Rights:	
Set and Lighting Designer (Steve TenEyck)	10% of rental fee - not less than \$1500
Costume Designer (Jennifer Caprio)	20% of rental fee
Projection Designer (M.S. Simmons)	\$3750.00 for North American Co. in Opera America level 2 or below \$7500.00 for North American Co. in Opera America level 1, or a company outside of North America
Scenery, Wardrobe & Video Supervisors Required:	For load-in to rehearsal hall, theater and strike. To coordinate fittings. For Watch Out System.
Fees (<i>subject to future increases</i>)	\$465.00 per work day \$250.00 per travel day
Housing	Provided by renter
Per Diem	Federal maximum amount in the city of engagement
Transportation	Provided by renter
Other:	
Approximate Warehouse Costs:	\$3000 each way
Notice for Loading:	2 weeks
Number of Vans:	2 - 53' air ride logistics vans (rail shipment not permitted)

SET TECHNICAL INFORMATION

Please contact Mike McQuiston, Technical Director at (612) 342-9581 or mike@mnopera.org

PROJECTIONS/SPECIAL EFFECTS (additional rental upon availability – Video Supervisor required with rental)

- 6 Barco G5-5K Projectors
- Watch Out System

HISTORY OF PREVIOUS USAGE

Company	Year
Minnesota Opera	2010

PLEASE NOTE

If the production is used, all production materials must be returned within thirty days of the final performance. A payment of \$50.00 will be required if said materials are not returned.

Production Notes

CAST

Number of Principals: 3 men; 3 women
Number of Chorus: 10 men; 1 woman
Number of Supers: 10 men
Number of Dancers: 3 women

ARTISTIC STAFF

Conductor Emmanuel Joel-Hornak
Assistant Conductor Clinton Smith
Director David Lefkowich
Set Designer Steve TenEyck
Costume Designer Jennifer Caprio
Lighting Designer Steve TenEyck
Projection Designer M.S. Simmons
Choreographer David Lefkowich
Wig & Makeup Design Jason Allen & Ronell Oliveri
English Captions Floyd Anderson
Assistant Director Octavio Cardenas

PRODUCTION STAFF

Production Director Kevin Ramach
Technical Director Mike McQuiston
Surttitle Coordinator Roxanne Stouffer-Cruz
Stage Manager Alex Farino
Assistant Stage Manager Cassandra Flowers
Assistant Stage Manager Casey Martin
Properties Master Stanley D. Hawthorne
Properties Assistant Mike Long
Lighting Coordinator Charles D. Craun
Charge Painter Jeffery Murphey
Production Carpenter JC Amel

OWNERSHIP

This production of *Salome* is owned by the Minnesota Opera. The scenery, props and costumes for this production were built by the Minnesota Opera scenery and costume shops.

SHOPS

Sets constructed by: Minnesota Opera Scene Shop
Costumes constructed by: Minnesota Opera's Gail Bakkom Costume Shop
Wigs constructed by: Jason Allen & Ronell Oliveri

CREW

Load-in Crew: 14 Carpenters, 8 + 6 Electrics, 4 Sound, 2 Prop, 4 Transitions

Running Crew: 6 Carpenters (1 Fly, 5 Deck), 5 Electrics (1 Board, 2 Deck, 1 Surttitle, 1 Video), 4 Props, 2 Sound, 3 Dressers, 1 Laundry

MUSIC & ROYALTY

Composer: Richard Strauss
Libretto: after Hedwig Lachmann's German translation of Oscar Wilde's play
Total number of pit musicians: 68
Breakdown of pit musicians: 11 Violin I, 9 Violin II, 7 Viola, 6 Cello, 4 Bass, 2 Flute, 1 Double Piccolo, 2 Oboe, 1 English Horn, 2 Clarinet, 1 Bass Clarinet, 1 Eb Clarinet, 2 Bassoon, 1 Double Contrabassoon, 5 Horn, 3 Trumpet, 3 Trombone, 1 Tuba, 1 Timpani, 3 Percussion, 1 Harp, 1 Celeste

RUNNING TIMES

Total Run Time: 98:55

Technical Schedule

SHOW CREW:

CARP	6 (1 FLY, 5 DECK)
ELEC	5 (1 BOARD, 2 DECK, 1 SURTITLE, 1 VIDEO)
PROPS	4
SOUND	2
DRESSERS	3 (NOTE: CALL DRESSERS AS NOTED)
LAUNDRY	1

TUES 3/30

8AM-5PM

CARP	6	ELECTRICS
ELEC	14	ADVANCE

SUN. 4/4

8AM-11:30PM

CARP.	14 (3 RIGGERS)	LOAD IN SCENERY
ELEC	6	PIT?
SOUND	4	
PROPS	2	
TRANS.	4	

ADD 8 ELECTRICS @ 2PM

MON. 4/5

8AM- 11:30PM

CARP	10	PRODUCTION & FOCUS CALL
ELEC	8	
SOUND	2	
PROPS	2	

TUES. 4/6

8AM-5PM

CARP	6	PRODUCTION CALL
ELEC	5	PROP LOAD-IN
PROPS	4	LIGHTING
SOUND	4	
TRANS.	2	
TECH'S	3 (LOBBY)	
1 DRESSER @ 2pm		COSTUME LOAD IN

6PM-11PM

SHOW CREW	PIANO DRESS
NOTE: 3 DRESSERS @ 5:30PM	7PM CURTAIN
OASIS CALLS IN THE AM FOR ½ HOUSE CREW.	

WED. 4/7

8AM-NOON

CARP	6	PRODUCTION CALL
ELEC	5	LIGHTING
PROPS	4	
SOUND	2	
OASIS CALLS IN THE AM FOR ½ HOUSE CREW.		

1PM-5PM

SHOW CREW	PIANO TECH
NOTE: 1 DRESSER @ 12:30pm	1:30 PM CURTAIN

6PM- 11PM

SHOW CREW	ORCHESTRA DRESS
NOTE: ADD ONE PROP FOR THE PIT.	7:30PM CURTAIN
NOTE: 3 DRESSERS @ 6:00pm	

THUR 4/8

8AM-5PM

CARP	6	PRODUCTION/LIGHTING
ELEC	5	LIGHTING

PROPS 2
SOUND 2

NOTE:

DRESSER 1 @ 1PM

LAUNDRY CALL

6PM- 11PM
SHOW CREW
NOTE: 3 DRESSERS @ 6:00pm

FINAL DRESS
7:30PM CURTAIN

FRI 4/9

DRESSER 1@ TBD

LAUNDRY DAY CALL

SAT 4/10

PERFORMANCE #1
6PM
SHOW CREW
NOTE: 3 DRESSERS @ 6PM

7:30 CURTAIN

MON 4/12

DRESSER 1@ TBD

LAUNDRY DAY CALL

THUR 4/15

PERFORMANCE #2
6PM
TBD
7PM
SHOW CREW
NOTE: 3 DRESSERS @ 6PM

CONT
7:30PM CURTAIN
SHOW CALL

FRI 4/16

DRESSER 1@ TBD

LAUNDRY DAY CALL

SUN 4/18

PERFORMANCE #3
12:30
TBD
1:30PM
SHOW CREW
NOTE: 3 DRESSERS @ 12:30PM

CONT
2: 00PM CURTAIN
SHOW CALL

MON 4/19

DRESSER 1@ TBD

LAUNDRY DAY CALL

TUES 4/20

PERFORMANCE #4
6PM
TBD
7PM
SHOW CREW
NOTE: 3 DRESSERS @ 6PM

CONT
7:30PM CURTAIN
SHOW CALL

WED 4/21

DRESSER 1@ TBD

LAUNDRY DAY CALL

SAT 4/24

PERFORMANCE #5
6PM
TBD
7PM
SHOW CREW
NOTE: 3 DRESSERS @ 6PM
COSTUME STRIKE AFTER SHOW

CONT
7:30PM CURTAIN
SHOW CALL

MON 4/26

8AMP-6PM
CARP. 14(3RIGGERS)
ELEC 12
PROPS 4
SOUND 4
TECH'S 3(LOBBY)
TRANS 4

LOAD OUT
RESTORE

Line Set Schedule

LINE SET	PLASTER LINE	BATTEN LENGTH	OMT HOUSE PLOT	PRODUCTION HANGING PLOT	(WxHxD)	WT	TRIM (LO/HI)	NOTES
NA		NA		Surtitle Screen	3'-0"x24'-0"	40	28'6"	HUNG FROM #1 CATWALK
PL	0'-0"		Plaster Line					
FC	1'-0"		Fire Curtain					
1	1'-8"	86'	House Curtain	MAIN				USE AS SHOW CURTIAN
2	2'-4"	86'		PORTAL BORDER				HANG CENTER
3	3'-0"	86'	No. 1 Portal Border	PORTAL LEGS				27' LEFT AND RIGHT OF CENTER FOLD BACK OFF STAGE
4	3'-6"	86'	No. 1 Portal Legs	FOCUS TRACK				5 SCETIONS HANG CENTER
WELL								
5	4'-6"	86'	No. 1 Lighting Truss	#0 ELECTRIC				
6	5'-0"	62'	Trapped By Truss	RAIN GAG	10'			HANG CENTER
7	5'-6"	62'	General Purpose Set	#1 BORDER	86X12			HANG CENTER
8	6'0"	62'	General Purpose Set	#1 LEGS	20X38			27' LEFT AND RIGHT OF CENTER FOLD BACK OFF STAGE
9	0	62'	General Purpose Set	DS COLUMNS				TRAVLING UNIT OPERATE SR
10	7'-0"	62'	Restricted Use Set	DS COLUMNS				TRAVLING UNIT OPERATE SR
11	7'-6"	62'	Orchestra Ceiling	ORCH CEILING				
12	8'-0"	62'	Restricted Use Set	RESTRICED				
13	8'-6"	62'	General Purpose Set	#0A ELECTRIC				
14	9'-0"	62'	General Purpose Set	SOUND				
15	9'-6"	86'	General Purpose Set					
16	10'-0"	86'	No. 1 Black Border	#1 ELECTRIC				
17	10'-6"	86'	No. 1 Black Legs					
18	11'-0"	62'	General Purpose Set	FOCUS TRACK				5 SCETIONS HANG CENTER
19	11'-6"	62'	General Purpose Set					
WELL								
20	12'-6"	62'	General Purpose Set	#2 ELECTRIC				
21	13'-0"	62'	General Purpose Set					

22	13'-6"	62'	General Purpose Set				
23	14'-0"	62'	General Purpose Set	#2 BORDER	86X12		HANG CENTER
24	14'-6"	62'	General Purpose Set	#2 LEGS	20X38		27' LEFT AND RIGHT OF CENTER FOLD BACK OFF STAGE
25	15'-0"	62'	General Purpose Set				
26	15'-6"	62'	General Purpose Set	MS COLUMNS			TRAVLING UNIT OPERATE SR
27	16'-0"	62'	General Purpose Set	MS COLUMNS			TRAVLING UNIT OPERATE SR
28	16'-6"	62'	General Purpose Set				
29	17'-0"	86'	No. 2 Black Border				
30	17'-6"	86'	No. 2 Black Legs				
31	18'-0"	86'	General Purpose Set				
32	18'-6"	62'	General Purpose Set				
33	19'-0"	62'	General Purpose Set	#3 ELECTRIC			
34	19'-6"	62'	General Purpose Set	SOUND			
WELL							
35	20'-6"	62'	General Purpose Set	FOCUS TRACK			5 SCETIONS HANG CENTER
36	21'-0"	62'	General Purpose Set				
37	21'-6"	62'	General Purpose Set	#4 ELECTRIC			
38	22'-0"	62'	General Purpose Set				
39	22'-6"	62'	General Purpose Set				
40	23'-0"	62'	General Purpose Set	#3 BORDER	86X12		HANG CENTER
41	23'-6"	62'	General Purpose Set	#3 LEGS	20X38		27' LEFT AND RIGHT OF CENTER FOLD BACK OFF STAGE
42	24'-0"	86'	No. 3 Black Border				
43	24'-6"	86'	No. 3 Black Legs	US COLUMNS			TRAVLING UNIT OPERATE SR
44	25'-0"	86'	General Purpose Set	US COLUMNS			TRAVLING UNIT OPERATE SR
45	25'-6"	62'	General Purpose Set				
46	26'-0"	62'	General Purpose Set				

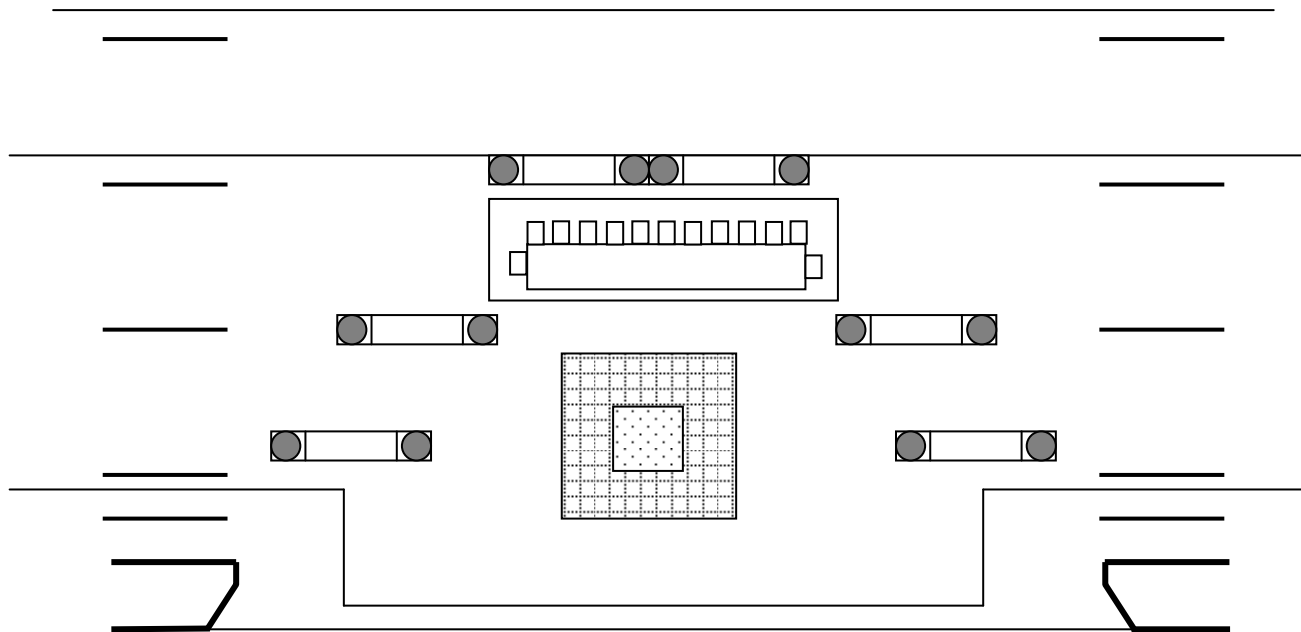
47	26'-6"	62'	General Purpose Set				
48	27'-0"	62'	General Purpose Set				
49	27'-6"	62'	General Purpose Set				
WELL							
50	28'-6"	62'	General Purpose Set	#5 ELECTRIC			
51	29'-0"	62'	General Purpose Set				
52	29'-6"	62'	General Purpose Set				
53	30'-0"	62'	General Purpose Set				
54	30'-6"	62'	General Purpose Set	#4 LEGS	20X38		27' LEFT AND RIGHT OF CENTER FOLD BACK OFF STAGE
55	31'-0"	86'	No. 4 Black Border	BOC	70X38		HANG CENTER
56	31'-6"	86'	No. 4 Black Legs	WHITE SCRIM			HANG CENTER
57	32'-0"	86'	General Purpose Set	BLACK SCRIM			HANG CENTER
58	32'-6"	62'	General Purpose Set	PLASTIC			HANG CENTER
59	33'-6"	86'	No. 2 Lighting Truss				
60	34'-6"	62'	General Purpose Set				
61	35'-0"	62'	General Purpose Set				
62	35'-6"	62'	General Purpose Set				
WELL							
63	36'-6"	86'	General Purpose Set	#6 ELECTRIC			
64	37'-0"	86'	General Purpose Set				
65	37'-6"	86'	General Purpose Set				
66	38'-0"	86'	General Purpose Set				
67	38'-6"	86'	General Purpose Set				
68	39'-0"	86'	General Purpose Set				
69	39'-6"	86'	General Purpose Set				
70	40'-0"	86'	General Purpose Set				

Rail Cue Sheet

One Act (98:30)

DECK PRESET	RAIL PRESET																																																			
Preset: DSL columns ON to double black MSL columns ON at black spiral USL columns ON at black spiral Slip-stage ONSTAGE Chains at OUT at low Grate IN and CLOSED Elevator DOWN and set with ring for JOHN the BAPTIST chains	<table style="width: 100%; border-collapse: collapse;"> <tr><td style="width: 5%;">#1</td><td style="width: 85%;">House Curtain</td><td style="width: 10%;">IN</td></tr> <tr><td>#2</td><td>Portal Border</td><td>IN</td></tr> <tr><td>#3</td><td>Portal Legs</td><td>IN</td></tr> <tr><td>#6</td><td>Rain Gag</td><td>IN</td></tr> <tr><td>#7</td><td>#1 Border</td><td>IN</td></tr> <tr><td>#8</td><td>#1 Legs</td><td>IN</td></tr> <tr><td>#9/10</td><td>DS Columns</td><td>IN</td></tr> <tr><td>#22</td><td>#2 Border</td><td>IN</td></tr> <tr><td>#24</td><td>#2 Legs</td><td>IN</td></tr> <tr><td>#26/27</td><td>MS Columns</td><td>IN</td></tr> <tr><td>#40</td><td>#3 Border</td><td>IN</td></tr> <tr><td>#41</td><td>#3 Legs</td><td>IN</td></tr> <tr><td>#43/44</td><td>US Columns</td><td>IN</td></tr> <tr><td>#55</td><td>#4 Border</td><td>IN</td></tr> <tr><td>#56</td><td>#4 Legs</td><td>IN</td></tr> <tr><td>#57</td><td>Black Scrim</td><td>IN</td></tr> <tr><td>#58</td><td>Plastic</td><td>IN</td></tr> </table>	#1	House Curtain	IN	#2	Portal Border	IN	#3	Portal Legs	IN	#6	Rain Gag	IN	#7	#1 Border	IN	#8	#1 Legs	IN	#9/10	DS Columns	IN	#22	#2 Border	IN	#24	#2 Legs	IN	#26/27	MS Columns	IN	#40	#3 Border	IN	#41	#3 Legs	IN	#43/44	US Columns	IN	#55	#4 Border	IN	#56	#4 Legs	IN	#57	Black Scrim	IN	#58	Plastic	IN
#1	House Curtain	IN																																																		
#2	Portal Border	IN																																																		
#3	Portal Legs	IN																																																		
#6	Rain Gag	IN																																																		
#7	#1 Border	IN																																																		
#8	#1 Legs	IN																																																		
#9/10	DS Columns	IN																																																		
#22	#2 Border	IN																																																		
#24	#2 Legs	IN																																																		
#26/27	MS Columns	IN																																																		
#40	#3 Border	IN																																																		
#41	#3 Legs	IN																																																		
#43/44	US Columns	IN																																																		
#55	#4 Border	IN																																																		
#56	#4 Legs	IN																																																		
#57	Black Scrim	IN																																																		
#58	Plastic	IN																																																		

Top of Show Diagram



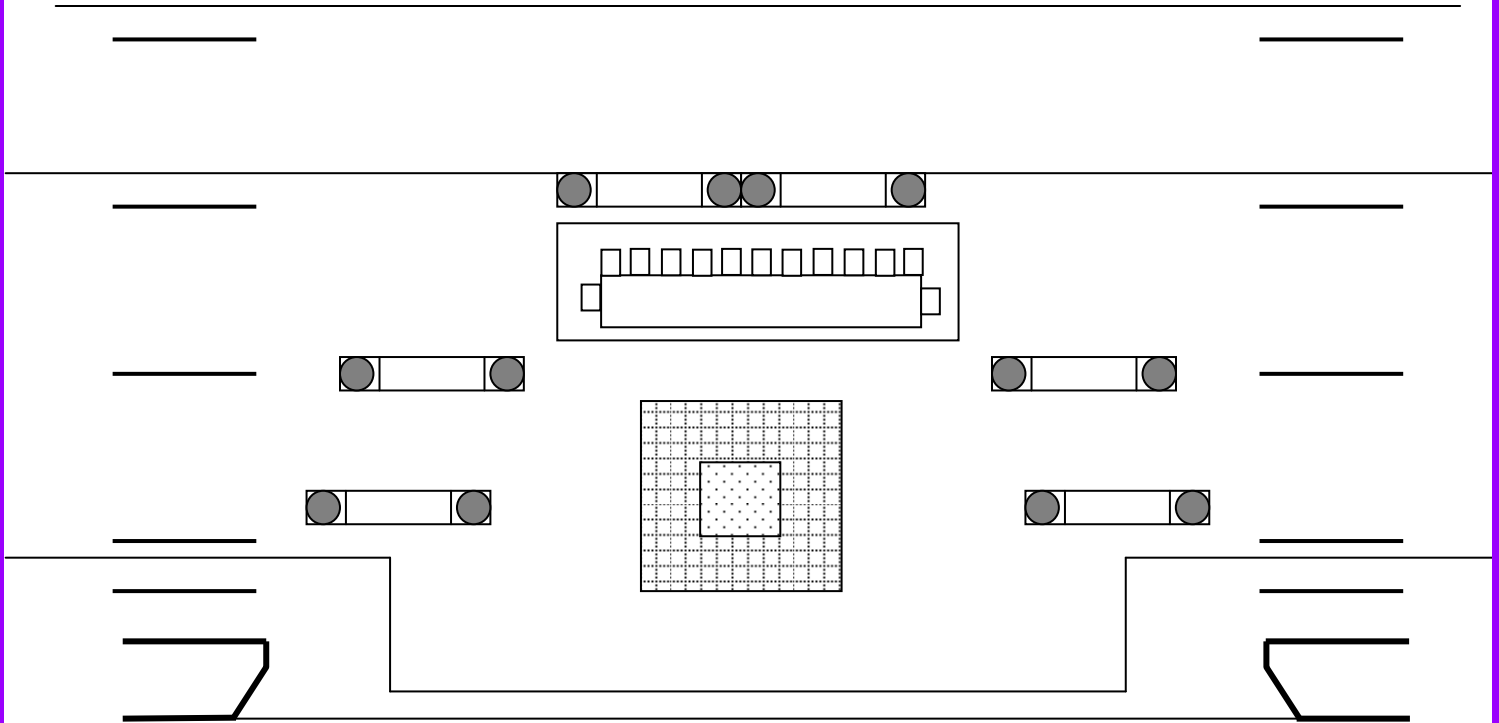
<u>Time</u>	<u>What</u>	<u>Placement</u>
-00:00	RAIL RQ 1 House Curtain OUT- 10 count	after Maestro bow
5:00	DECK DQ 1 Wagon OFF- ramping up to speed 7 MS Column OFF to double black- 15 count US Column OFF to double black- 15 count	14/3/2
12:30	DECK DQ 2 Chains IN	32/3/2
13:30	DECK DQ 3 Chains OUT with Grate- TILT and then OUT	34/2/2
14:00	DECK DQ 4 Elevator UP in 35 count MS and DS Columns ON to orange spiral - 15 count (nice and easy)	35/2/1

Time	What	Placement
36:00	DECK DQ 5 Elevator DOWN to low- 25 count MS and US columns OFF to double black- 20 count	73/4/2
36:45	DECK DQ 6 Chains IN with grate AF DECK Chains OUT	74/2/3
39:00	DECK DQ 7 Wagon ON- ramping up to speed 7	77/4/6
39:30	DECK DQ 8 MS Columns ON to triple black- 15 count US columns ON to spiral black - 15 count	77/5/4
59:30	DECK DQ 10 US columns OFF to green spiral- 10 count	137/3/4
75:30	DECK DQ 12 Elevator UP to mid- 15 count	167/2/3 - after LQ 95.6 complete
78:30	DECK DQ 13 Elevator DOWN to low- 20 count	174/6/1
81:30	DECK DQ 14 Elevator UP to high (equal with DS edge) 15 count	181/3/1
82:30	DECK DQ 15 ALL Columns OFF to single black- 15 count Wagon OFF- ramp up to 9	182/3/2
98:30	DECK DQ 19 Elevator UP to high- 20 count	203/3/2
98:55	RAIL RQ 2 House Curtain IN- 7 count 203/cut-off	
AF	DECK DQ 20 Elevator DOWN to mid- 10 count CLOSE Grate DECK Elevator DOWN to low- once grate is closed	
	RAIL RQ3 House Curtain OUT- 7 count	for bows
	RAIL RQ 4 House Curtain IN- 7 count	after bows

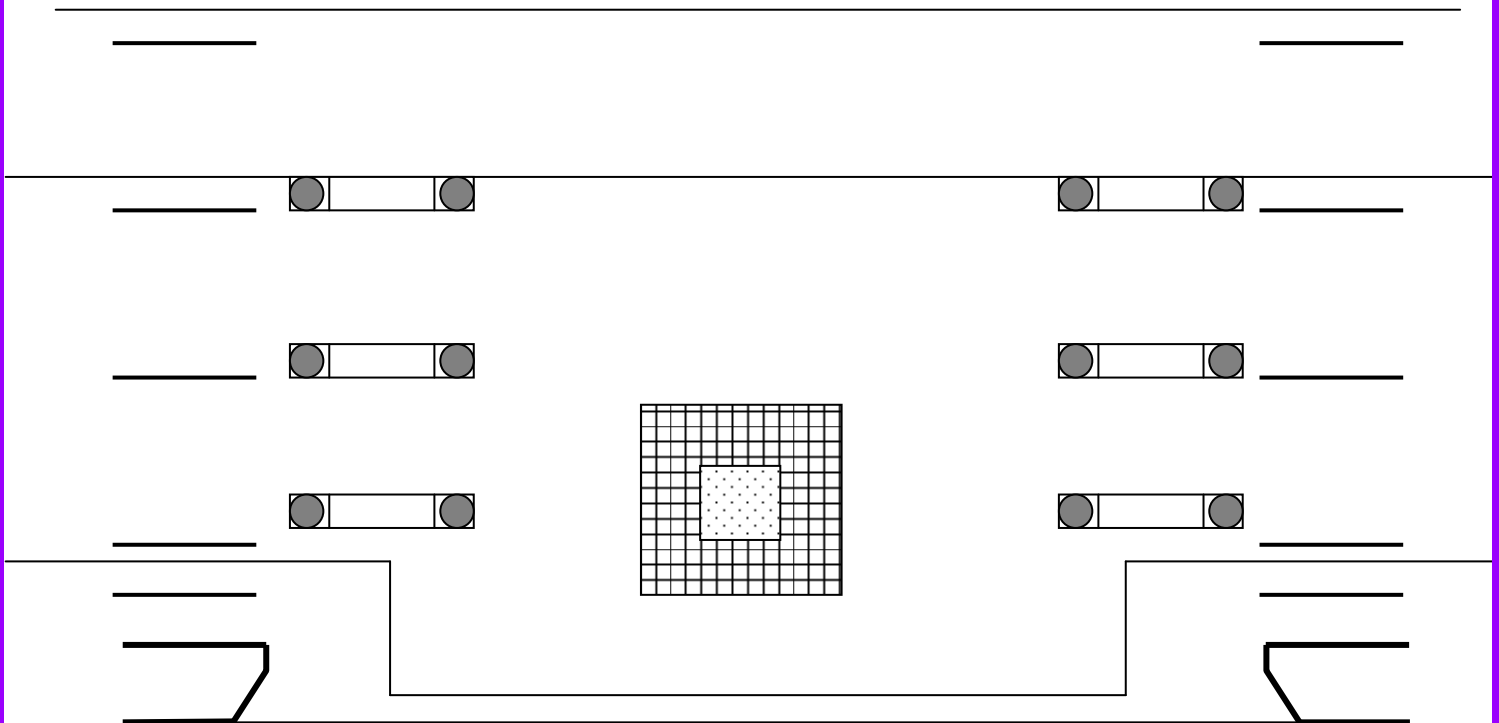


Minis

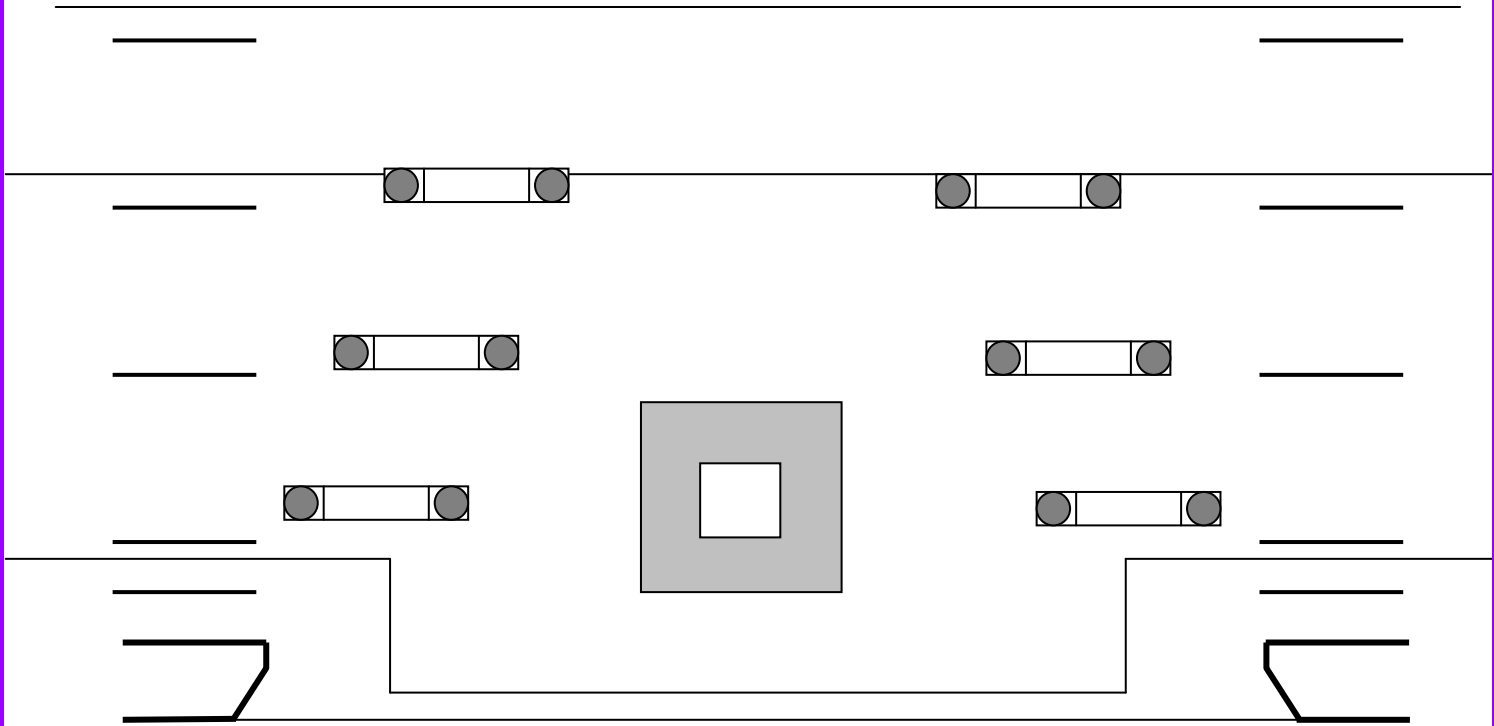
Scene 1 (pgs 5-14)



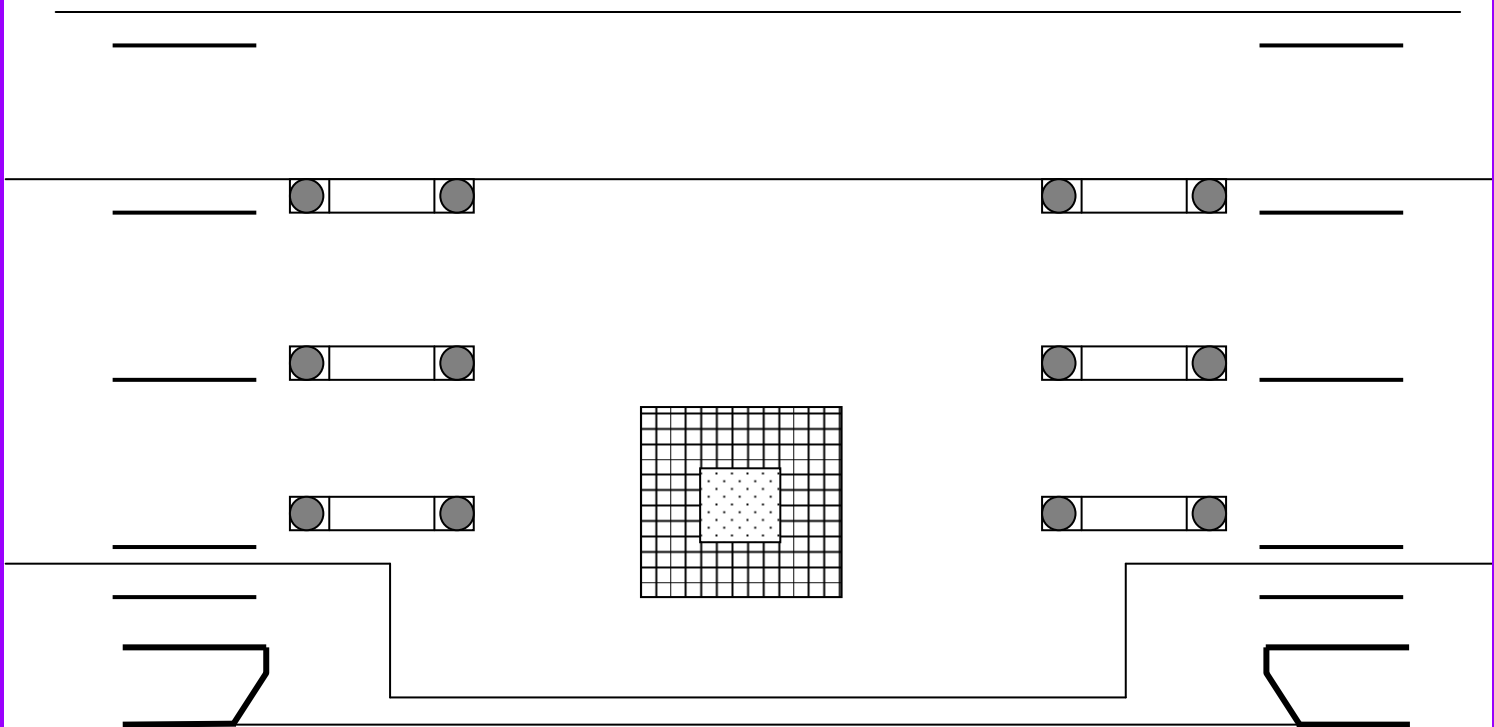
Scene 2 (pgs 14-33)



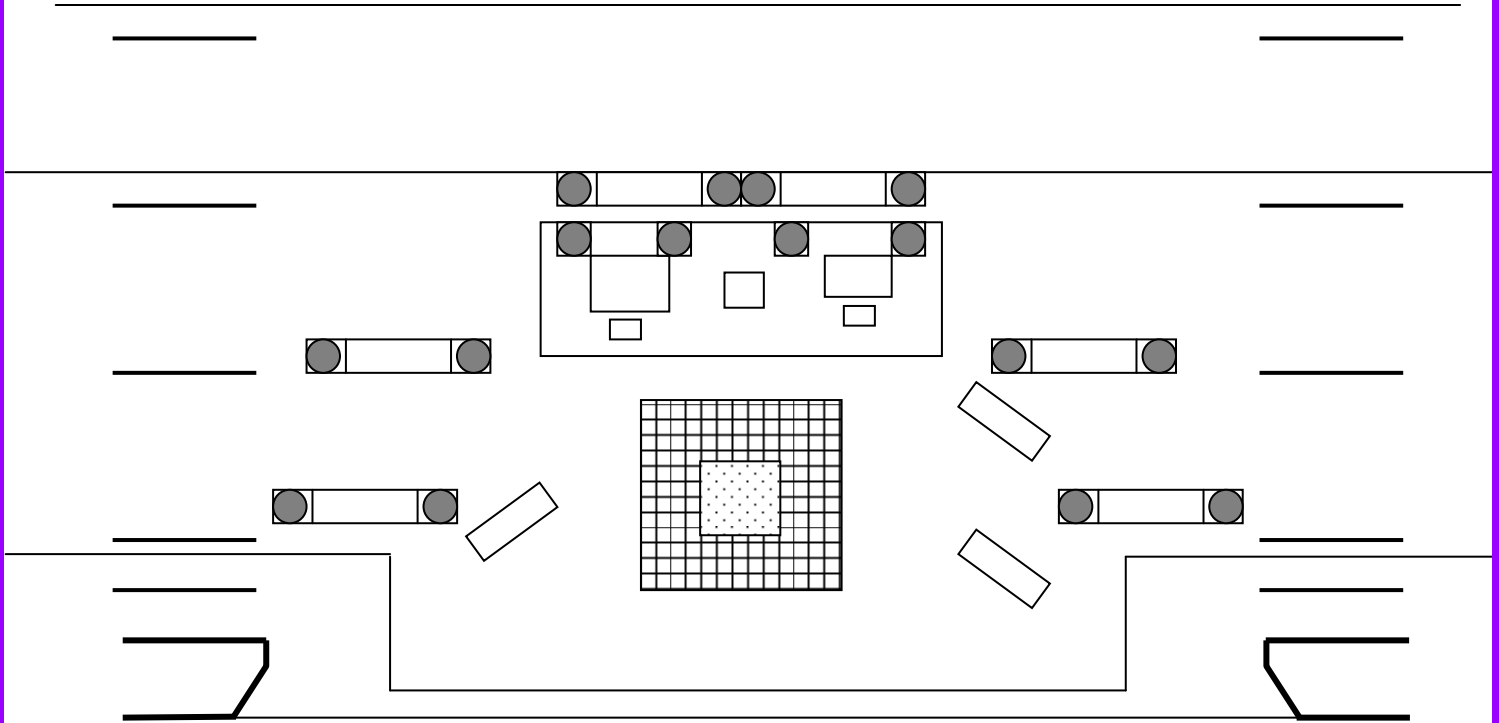
Scene 3 (pgs 33-73)



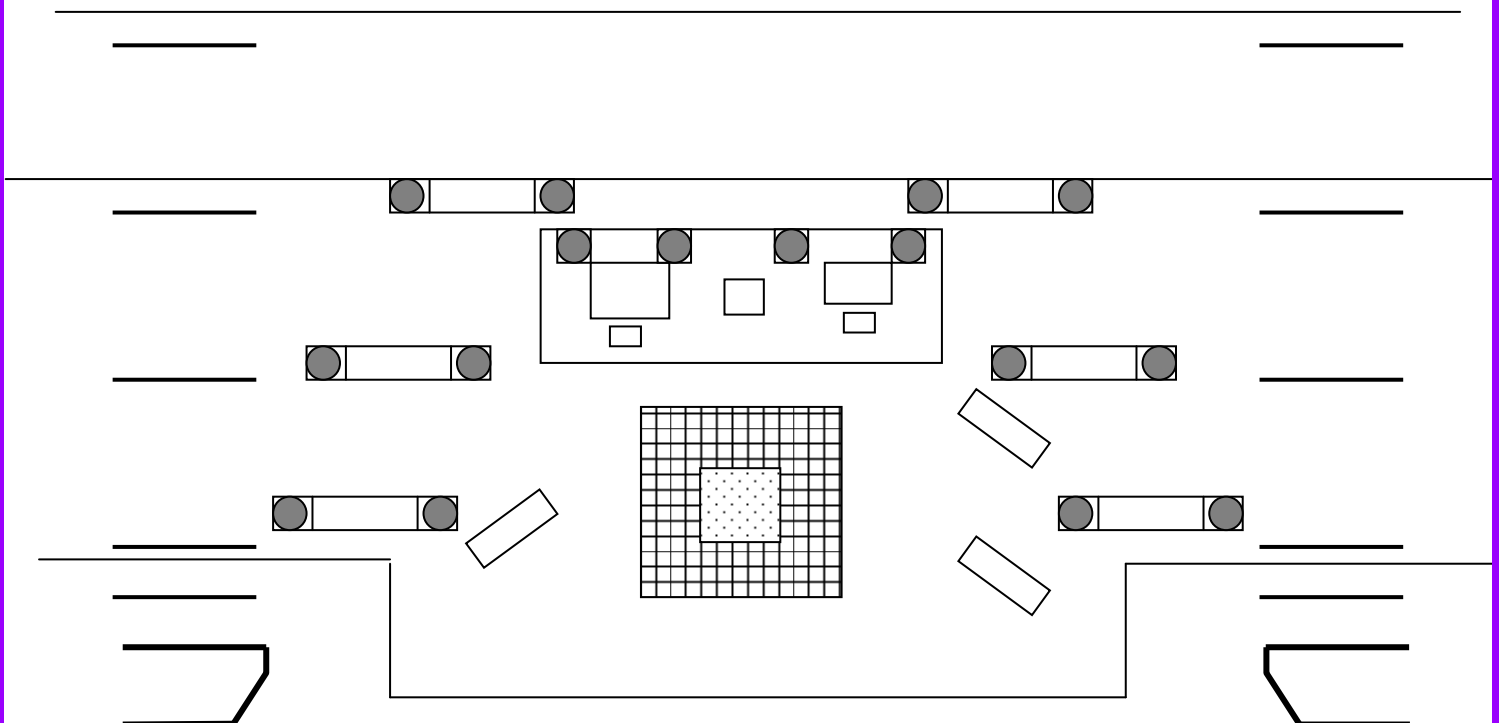
Scene 3 (pgs 73-77)



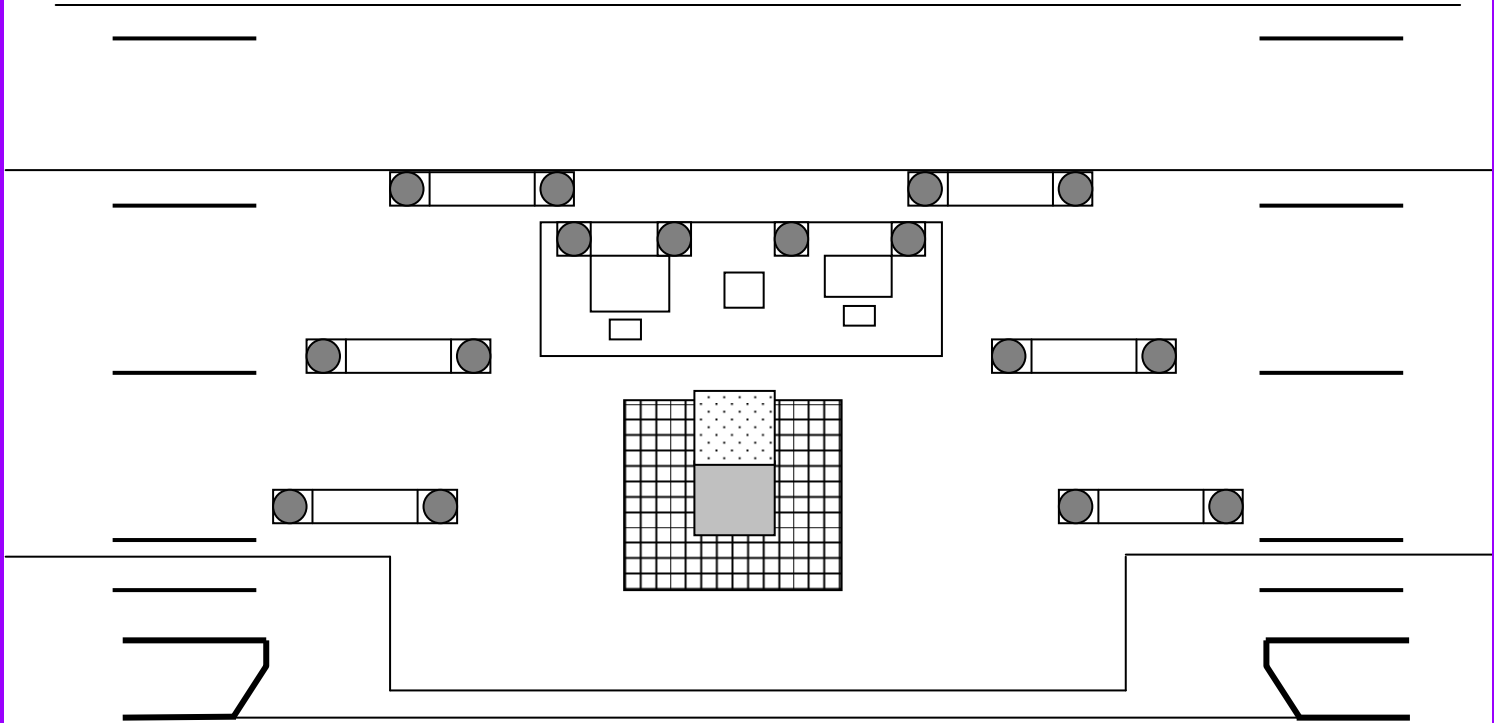
Scene 4 (pgs 78-136)



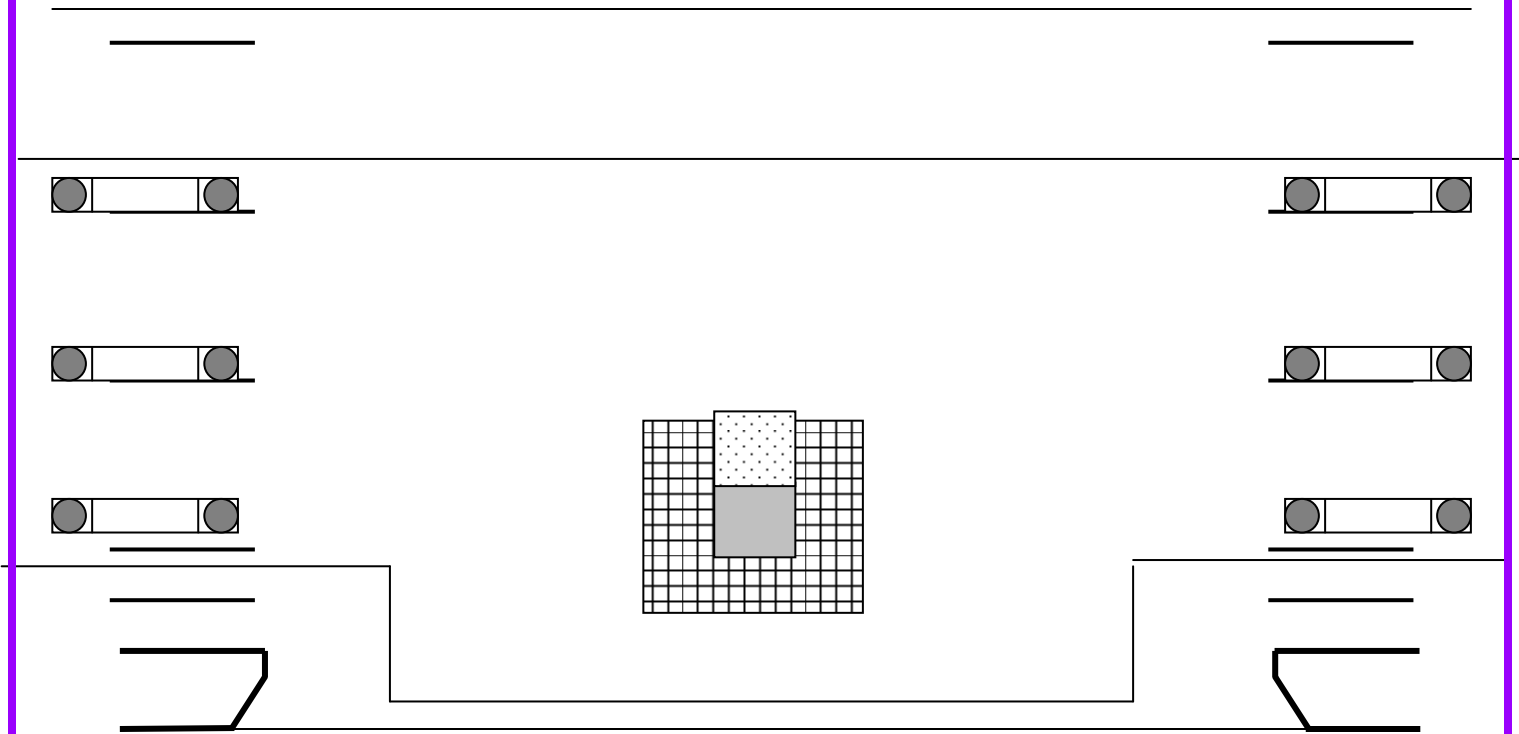
Scene 4 (pgs 137-174)



Scene 4 (pgs 174-181)



Scenes 5 & 6 (pgs 182-203)



Props List

Qty	Prop	Description
2	9' Tables	
1	Table Cloth	
11	Banquet Chairs	
2	Banquet Chairs w/ backs	
7	Trays of loose Fake Food	
11	Gold non-drinkable wine goblets	
6	Pieces of Pita Bread	
5	Drinkable Wine Goblets	
1	Narraboth's Sword	
1	Short Sword	For the Page
7	Straight Swords	For Soldiers
1	Dagger	For Narraboth
1	Dagger w/blood	For Narraboth's suicide
4	Pikes	For Soldiers
1	Wise man gift- Gold Box	
1	Wise man gift-Silver	
1	Dagger	For Cappadocian
1	Set of Shackles	
4	Long Torches	w/live flame
1	Throne w/ detachable footstool	
1	Chair w/ attached foot stool	
4	Braziers	
1	Small Table	
3	Chaises	
1	Bowl of Grapes	
1	Basket of Bread	
1	Water Pitcher	w/water
3	Wine Caskets	2 w/water
1	Silver Platter	
1	Jewelry box w/ large detachable emerald	
4	Short, hand held torches	w/live flame
6	Shields for Soldiers	For Soldiers
1	Executioner Sword	For Super Executioner
1	John the Baptist's Head	
1	Bloody Silver Platter	
	Blood	

Costume Information & Photos

Italicized items are not available for rent.

Salome
<i>Nude thong underwear</i>
Ecru crinkle-chiffon underdress w/built in bra
3 ecru crinkle-chiffon skirts w/gun metal sequin and beaded trim
Cream toga w/gold swirls and purple circles motif
Gunmetal beaded headband w/ecru crinkle-chiffon veil and pearl teardrops
Cream veil w/gold swirl motifs and gun metal beaded trim on comb-style headband
Cream shawl w/silver trim around edges
<i>Gold pierced earrings</i>
<i>Silver sandals</i>

Salome
REMOVE ONSTAGE:
All but underwear and sandals
ADD:
Butter-cream polyester dress

Jokanaan
<i>Nude dance belt</i>
Rust silk diaper
Distressed rust silk skirt
Distressed rust silk sash
Distressed, dirty tan linen and silk robe
<i>Brown sandals</i>



Herod
<i>White undershirt</i>
<i>Cream cotton under-tunic</i>
<i>Cream silk tunic w/long shirred sleeves</i>
<i>Gold leather scaled collar and CF face motif</i>
<i>Purple toga w/gold silkscreened motifs attached to cream belt</i>
<i>Pale grey velvet robe w/gold wavy lines and purple and gold square motifs</i>
<i>Gold leather laurel wreath</i>
<i>Antique gold sandals</i>

Herodias
<i>Cream full-length slip</i>
<i>Cream full-length silk skirt</i>
<i>Gold bodice w/various gold fabric 'scales'</i>
<i>Navy toga w/gold silkscreened motifs</i>
<i>Gold dangle earrings</i>
<i>2 gold snake bracelets</i>
<i>Gold and jeweled tiara</i>
<i>Gold sandals</i>

Narraboth
<i>Cream one sleeved t-shirt</i>
<i>Cream rayon sleeveless tunic</i>
<i>Cream rayon skirt</i>
<i>Cream rayon fitted top w/bronze leather sleeve</i>
<i>Bronze leather armor w/shoulder and side lacing</i>
<i>Brown baldric style sword belt w/knife sheath and scabbard</i>
<i>Sword and dagger</i>
<i>Brown leather ghillies</i>



Herodias' Page
<i>Nude bust binder</i>
Distressed grey pants
Distressed blue cotton tunic w/gold leather yoke and bicep bands
Brown leather belt
Distressed tan cape
<i>Dagger</i>
<i>Brown sandals</i>

Female Chorus #1
as SLAVE
<i>Nude body shaper</i>
Navy distressed cotton dress w/brown faux leather trim
Navy cotton head wrap on turban base
<i>Black leather sandals</i>

Male Chorus #1
as NAZARENE
<i>White t-shirt</i>
Sand grey pants
Butter-cream and tan plaid tunic w/green and blue stripes and appliqué shoulder crest
Brown leather belt w/gold metal CF motif
Dark wine-purple wool cape w/appliquéd square floret crest
<i>Dark tan leather moccasins</i>



Male Chorus #2
as NAZARENE
<i>White t-shirt</i>
Cream pants
Ecru tunic w/green and brown stripes and appliquéd red crests
Brown leather belt w/gold metal CF motif
Olive cape w/appliquéd red crest
<i>Dark tan leather moccasins</i>

Male Chorus #3
as FIRST JEW
<i>Black t-shirt</i>
<i>Black bike shorts</i>
Brown tunic w/navy, green and red swirl stencils
Navy fabric belt w/gold and red wavy stencils
Deep butter-yellow neck-drape w/charcoal swirl stencils
Golden orange turban-like hat
<i>Dark brown sandals</i>

Male Chorus #4
as SECOND JEW
<i>Black t-shirt</i>
<i>Black bike shorts</i>
Navy tunic w/dark gold and brown stencil shapes
Golden orange 3-tier skirt w/rust and dark green wavy stencils
Mid-brown fabric belt attached to skirt
Golden orange turban-like hat
<i>Brown sandals</i>



Male Chorus #5
as THIRD JEW
<i>Black t-shirt</i>
<i>Black bike shorts</i>
Golden orange tunic w/grey stencil swirls
Light rust fabric belt w/black stencil swirls
Blue robe w/gold stencil swirls
Golden orange turban-like hat
<i>Dark brown sandals</i>

Male Chorus #6
as FOURTH JEW
<i>Black t-shirt</i>
<i>Black bike shorts</i>
Brown tunic w/blue and golden tan geometrical stencils
Navy 3-tier skirt w/gold and blue wavy stencils
Beige fabric belt attached to skirt
Golden orange turban-like hat
<i>Brown sandals</i>

Male Chorus #7
as FIFTH JEW
<i>Black t-shirt</i>
<i>Black bike shorts</i>
Brown tunic w/copper stencil patterns
Golden orange fabric belt w/brown stencils
Blue-grey robe w/olive-brown stencils
Golden orange turban-like hat
<i>Brown sandals</i>



Male Chorus #8 and #9
as SOLDIERS
<i>Cream t-shirt</i>
<i>Nude shorts</i>
<i>Cream rayon tunic</i>
<i>2nd tunic (in case of blood)</i>
<i>Brown leather armor w/side lacing</i>
<i>Brown baldric style sword belt w/scabbard</i>
<i>Sword</i>
<i>Antique gold helmet w/horsehair braid</i>
<i>Brown leather ghillies</i>

Male Chorus #10
as CAPPADOCIAN
<i>White t-shirt</i>
<i>Navy pants</i>
<i>Blue diamond print skirt w/fringed seams and green shadow painting</i>
<i>Pale green tunic w/navy sleeves, aqua open-weave top layer and blue shadow painting</i>
<i>Green-gold embroidered fabric belt w/gold ribbon fringe</i>
<i>Olive cape w/gold ribbon fringe and antique pewter clasp</i>
<i>Green-gold embroidered hat w/draped maroon hatband and beaded tassel</i>
<i>Sword</i>
<i>Brown boots</i>

Male Super #1
as SOLDIER
<i>Cream t-shirt</i>
<i>Nude shorts</i>
<i>Cream rayon tunic</i>
<i>Brown leather armor w/side lacing</i>
<i>Brown baldric-style sword belt w/scabbard</i>
<i>Sword</i>
<i>Antique gold helmet w/top spindle</i>
<i>Brown leather ghillies</i>



Male Super #1
as EXECUTIONER
<i>Cream t-shirt</i>
<i>Nude shorts</i>
Cream rayon tunic
Brown leather armor w/side lacing
Distressed brown hooded cape
<i>Brown leather ghillies</i>

Male Super #2
as CAPPADOCIAN
<i>White t-shirt</i>
Olive pants
Pale aqua skirt w/green stencil pattern
Grey-green tunic w/copper and black stencils and tan fringe
Navy cape w/blue ribbon fringe and antique pewter clasp
Golden tan brocade hat w/grey-green roll, stenciled stripes, beaded tassel and dark brown sewn in hair
<i>Brown boots</i>

Male Super #2
as SLAVE
<i>Nude trunks</i>
Distressed dark green cotton tunic w/brown suede straps
Brown suede cloth belt
Brown leather wrist cuffs
<i>Brown sandals</i>



Male Super #3
as CAPPADOCIAN
<i>White t-shirt</i>
Reddish-brown pants
Apple-green diamond print skirt w/green shadow painting
Seafoam-green tunic w/copper and green stencils
Golden tan brocade belt
Burgundy cape w/multicolored ribbon fringe and antique pewter clasp
Apple-green diamond print hat w/olive green band, beaded tassel and dark brown sewn in hair
<i>Brown boots</i>

Male Super #3
as SLAVE
<i>Nude trunks</i>
Distressed dark blue-green cotton tunic w/brown suede straps
Brown suede cloth belt
Brown leather wrist cuffs
<i>Brown sandals</i>

Male Super #4
as NAZARENE
<i>White t-shirt</i>
Taupe pants
Light tan tunic w/applied red stripes
Brown leather belt w/gold metal CF motif
Pale sage-green cape w/appliquéd red and brown star crest
<i>Dark tan leather moccasins</i>



Male Super #5
as NAZARENE
<i>White t-shirt</i>
Brownish-black pants
Oatmeal long sleeved tunic w/applied blue stripes
Brown leather belt w/gold metal CF motif
Butter-cream cape w/appliquéd green and brown star crest
<i>Dark tan leather moccasins</i>

Male Super #6
as NAZARENE
<i>White t-shirt</i>
Tan pants
Cream long sleeved tunic w/applied green stripes
Brown leather belt w/gold metal CF motif
Greenish-grey cape w/appliquéd red star crest
<i>Dark tan leather moccasins</i>

Male Supers #7, #8, #9 and #10
as SOLDIERS
<i>Cream t-shirt</i>
<i>Nude shorts</i>
Cream rayon tunic
Brown leather armor w/side lacing
<i>Brown baldric style sword belt w/scabbard</i>
<i>Sword</i>
<i>Antique gold helmet w/top spindle</i>
<i>Brown leather ghillies</i>



Female Dancer #1
as SLAVE DANCER
<i>Nude briefs</i>
Distressed blue cotton dress w/brown faux leather trim
Blue cotton head scarf
<i>Black sandals</i>


Female Dancer #2
as SLAVE DANCER
<i>Nude briefs</i>
Distressed purple cotton dress w/brown faux leather trim
Purple cotton head scarf
<i>Black sandals</i>

Female Dancer #3
as SLAVE DANCER
<i>Nude briefs</i>
Distressed turquoise cotton dress w/brown faux leather trim
Turquoise cotton head scarf
<i>Black sandals</i>





Production Photos

*The blind shall see the daylight.
The ears of the deaf shall be opened.*



*Behold! The Lord hath come.
The Son of Man is at hand.*





You would not suffer me to
kiss your mouth, Jokanaan.

